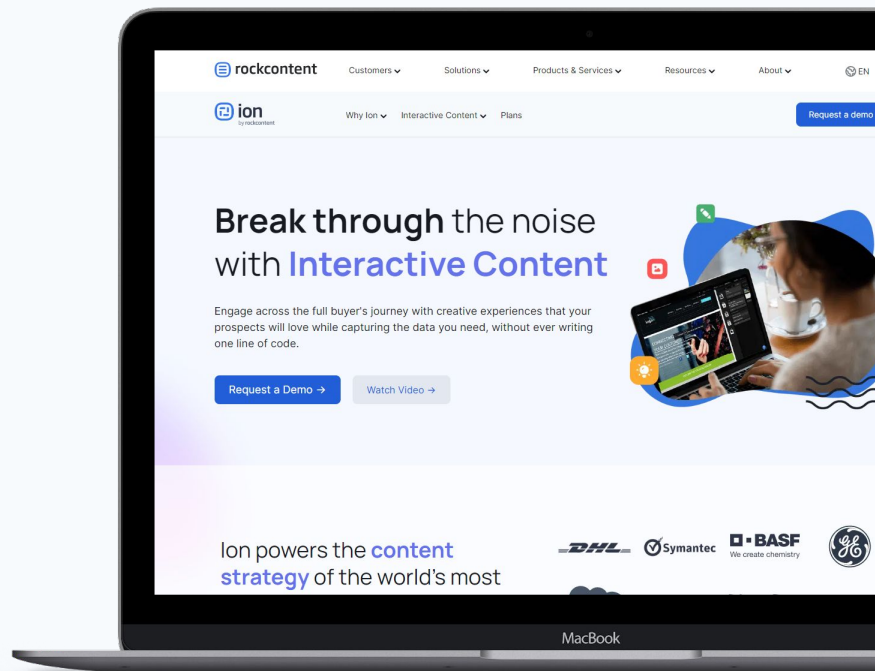


 rockcontent

Ion Adoption Program

Get specialized training to create premium interactive content experiences in the Ion platform on your own

 ion





Training sessions to create a **template-based interactive experience** in the Ion platform with ease

Get the training you need to successfully create an interactive experience in Ion on your own. Over the course of the program, we will guide through the Ion platform and conduct **one-on-one training sessions** to uplevel your skills, get you comfortable with the creation process and offer advice on best practices.



Expert Training:

Training sessions to get hands-on in the Ion platform with a design specialist



Clear-cut Methodology:

Learning path with clear actions and prerequisites to master the Ion platform



Console Setup:

Branded theme and integration included in the program's scope, if you are not an Ion client yet



Project Manager:

Project Manager figure to lead and oversee the entire program, from start to completion



What **you will get** from this agreement

From this agreement, you will get the necessary support for you to create and launch interactive experiences in the Ion platform on your own, as well as 1 (one) Ion Interactive Experience. All sessions will have **up to 1 hour of duration**, each, and be conducted through video conferencing. All copy, imagery, and assets necessary for making the training sessions available will be provided by the client.

- 1 Content Strategy Session
- 1 Ion Experience Training
- 1 Micro-experience Training
- 1 Content Distribution Session
- 1 Ion Interactive Experience [Learn more →](#)
- 1 Ion Theme* [Learn more →](#)
- 1 Ion Integration* [Learn more →](#)

**Only available for new clients*



How this service will be **delivered**

Through the course of this program, you will participate in a series of live training sessions to get collaboration from an assigned expert designer that will support you in building and ideally launching **1 (one) interactive experience** and 1 (one) interactive micro-experience.

Ion Experience Training Session

A set of up to 4 training sessions with up to 1 hour of duration, each, to teach you how to create an interactive experience from a template in the Ion platform.

Ion Micro-experience Training Session

A training session with up to 1 hour of duration to teach you how to create a compact and embeddable micro-experience from a template in the Ion platform.

Content Distribution Training Session

A training session with up to 1 hour of duration to promote your interactive experience in social media and embed within your blog your micro-experience.



By the end of this program, you can expect to know **how to create an interactive experience** from a template in the Ion platform on your own, while ideally launching one interactive experience and one interactive micro-experience during your training sessions.



Ion Experience Training

Let's collaborate with an expert designer to build and ideally launch your interactive experience in the Ion platform based on the **template selected**, **creative brief** supplied and **preset procedures** as follows.

1st Session (1h)

Welcome to Ion

Take the first steps in the platform, learn how to set up a new creative, learn how to apply your Ion Theme, get an overview on the Elements Palette from Creative Studio (layout, interactive components, social elements, etc.), learn how to place and replace text, learn how to place and replace imagery, address questions as needed.

2nd Session (1h)

Personalization

Learn how to personalize content through the micro-themes panel, learn how to apply and change colors, fonts, and other brand elements available in your Ion Theme, learn how to position and reposition interactive components and overall elements to your interactive experience, address questions as needed.

3rd Session (1h)

Logic Setup*

Learn how to set up the logic of your interactive experience (if applicable), address questions as needed.

**Only available for logic-based experiences*

4th Session (1h)

Publishing

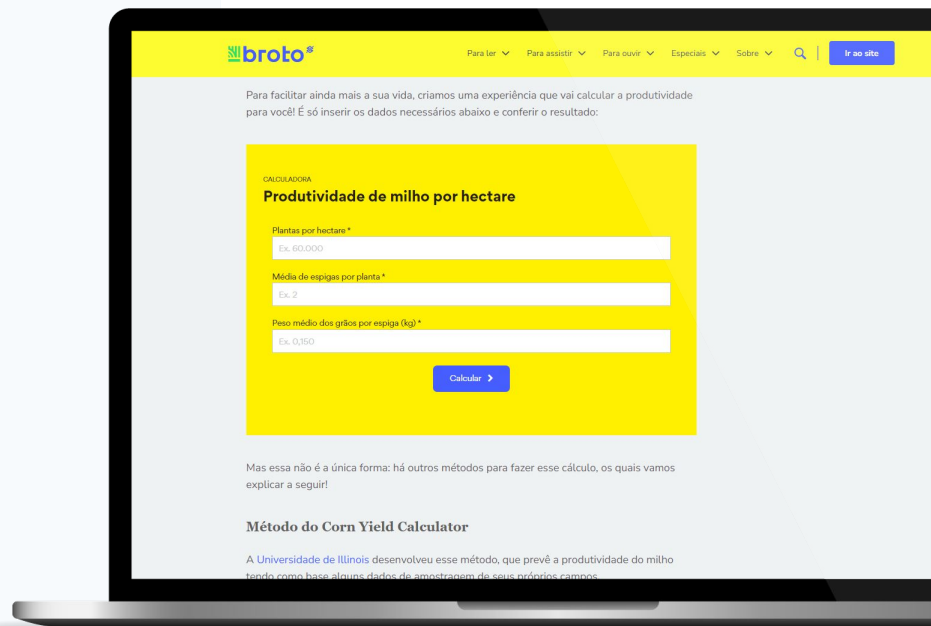
Learn how to tag interactive elements, learn how to implement SEO best practices, learn how to hook up integration (if applicable), learn how to create the final URL of your interactive experience, learn how to go live with your interactive experience, address questions as needed.



Ion Micro- experience Training

Let's collaborate with an assigned expert designer to **create your interactive micro-experience** in the Ion platform based on a preselected model from [Ion's Templates Gallery](#) selected, creative brief supplied and preset procedures. This is your 5th session.

[What is a micro-experience →](#)

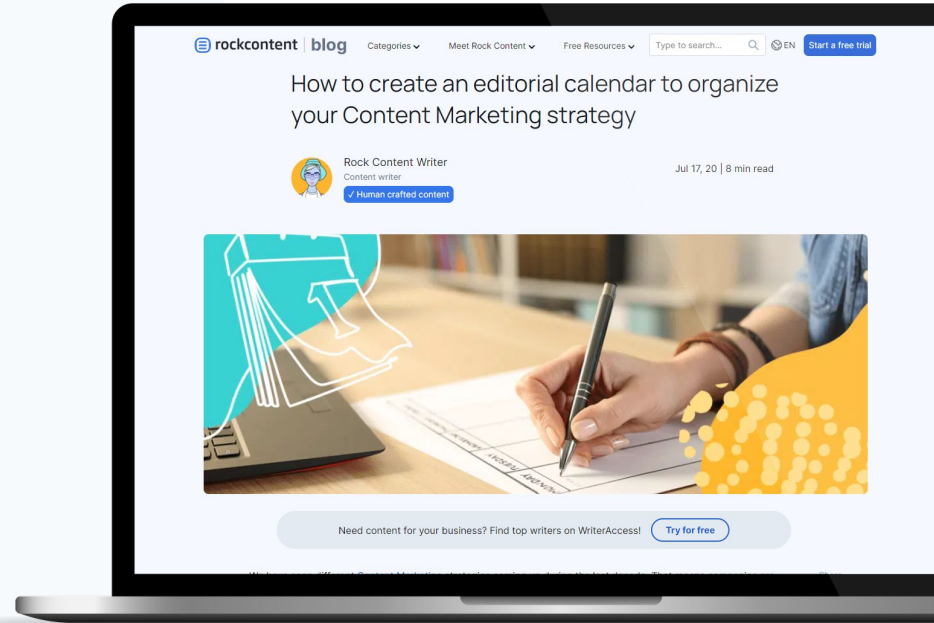




Content Distribution Training

Wrapping up your program, let's start planning an **editorial calendar** for your interactive content strategy, post the interactive experience in your social media networks, and implement the micro-experience in your blog. This is your 6th and final session.

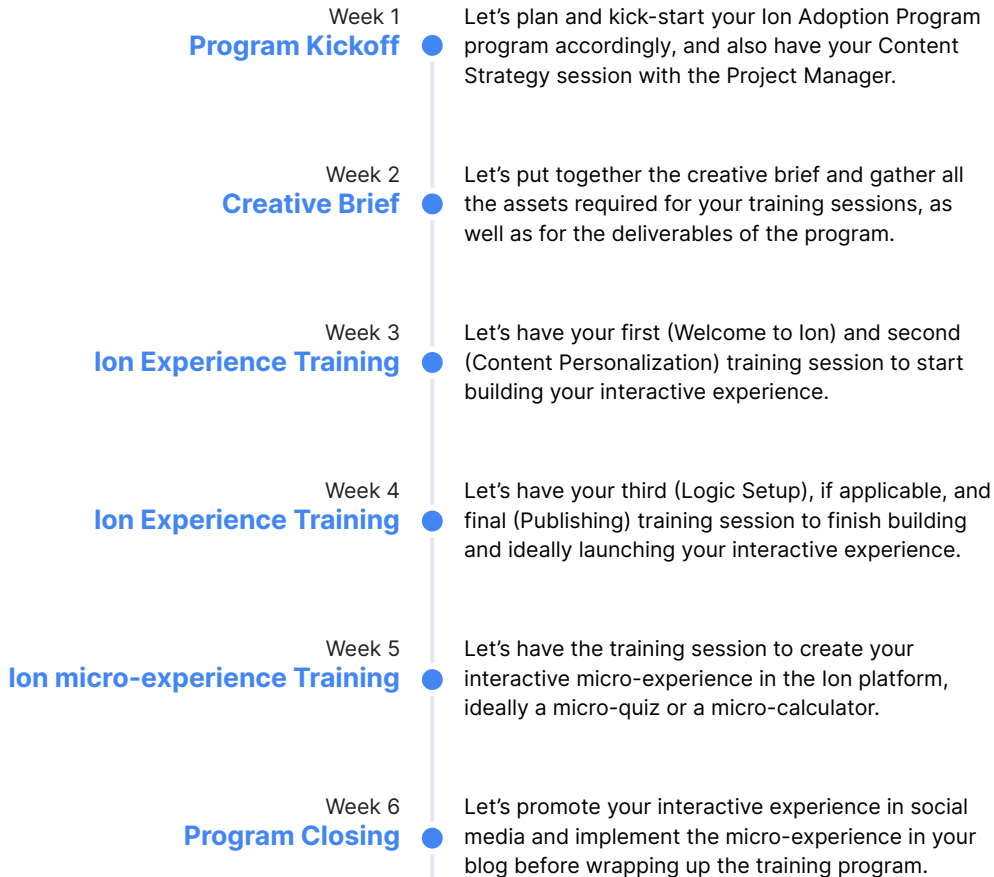
[How to create an editorial calendar →](#)





What is the schedule of the program

The schedule will have a **minimum duration of 6 weeks** and heavily relies on your team's active participation over the course of the whole program.





Ready to get started with your Ion Adoption Program?

Please visit the Professional Services catalog to get further information about your Ion Adoption Program agreement.

[Explore Adoption Services for Ion →](#)